



Republic of the Philippines
Department of Education
Region VII, Central Visayas
DIVISION OF CITY SCHOOLS – TAGBILARAN
City of Tagbilaran



Rajah Sikatuna Avenue, Dampas, Tagbilaran City, Bohol 6300 (038) 544-2147; 427-1702 dtagbilarancitydivision@yahoo.com www.depedtagbilaran.org

July 25, 2019

Division Memorandum

No. 349, s. 2019

SUPPLEMENTAL GUIDELINES ON THE IMPLEMENTATION OF SCHOOL-BASED FEEDING PROGRAM FOR FISCAL YEAR 2019


**TO : Heads, Public Elementary School
All Others Concerned**

1. This Office hereby disseminates DepEd Order No. 18, s. 2019, re: **Supplemental Guidelines on the Implementation of School-Based Feeding Program for Fiscal Year 2019** with the aim to contribute to the improvement of classroom attendance and school performance of target beneficiaries to more than 85% annum, and encourage learners to go to school everyday.
2. DepEd Order No. 39, s. 2017 entitled Operational Guidelines on the Implementation of School-Based Feeding Program for School Years 2017-2022 shall be used as reference in the implementation of the program.
3. For more information, please read attached DepEd Order and its enclosures.
4. Immediate dissemination of and strict compliance of this Order is enjoined.

NERI C. OJASTRO Ed D, CESE
Asst. Schools Division Superintendent
OIC – Office of the Schools Division Superintendent



Republic of the Philippines
Department of Education



23 JUL 2019

DepEd ORDER
No. **018**, s. 2019

SUPPLEMENTAL GUIDELINES ON THE IMPLEMENTATION OF SCHOOL-BASED FEEDING PROGRAM FOR FISCAL YEAR 2019

To: Undersecretaries
Assistant Secretaries
Bureau and Service Directors
Regional Directors
Schools Division Superintendents
Public Elementary School Heads
All Others Concerned

1. The Department of Education (DepEd), through the Bureau of Learner Support Services-School Health Division (BLSS-SHD), issues the enclosed **Supplemental Guidelines on the Implementation of the School-Based Feeding Program (SBFP) for Fiscal Year (FY) 2019** to contribute to the improvement of classroom attendance and school performance of target beneficiaries to more than 85% per annum, and encourage learners to go to school every day.
2. For FY 2019, SBFP covers all undernourished Kindergarten to Grade 6 learners. It shall provide feeding to learners for at least 120 feeding days and improve the children's health and nutrition values and behavior.
3. DepEd Order No. 39, s. 2017 entitled **Operational Guidelines on the Implementation of School-Based Feeding Program for School Years 2017-2022** shall be used as reference in the implementation of the program.
4. This policy shall take effect upon its approval.
5. For more information, please contact the **Bureau of Learner Support Services-School Health Division (BLSS-SHD)**, 3rd Floor, Mabini Building, Department of Education Central Office, DepEd Complex, Meralco Avenue, Pasig City through email at blss.shd@deped.gov.ph or at telephone no. (02) 632-9935.
6. Immediate dissemination of and strict compliance with this Order is directed.


LEONOR MAGTOLIS BRIONES
Secretary

Encl.:

As stated

Reference:

DepEd Order: No. (39, s. 2017)

To be indicated in the Perpetual Index
under the following subjects:

CHANGE
HEALTH EDUCATION
LEARNERS
POLICY
PROGRAMS
PUPILS
SCHOOLS

(Enclosure to DepEd Order No. 018 s. 2019)

SUPPLEMENTAL GUIDELINES ON THE IMPLEMENTATION OF SCHOOL-BASED FEEDING PROGRAM (SBFP) FOR FISCAL YEAR (FY) 2019

I. Rationale


The Department of Education through the Bureau of Learners Support Services – School Health Division (BLSS-SHD) continue to implement the School-Based Feeding Program (SBFP) nationwide in accordance with the General Appropriations Act (GAA) for the FY 2019 and Republic Act No. 11037 “Masustansyang Pagkain para sa Batang Pilipino Act”.

II. Scope

The SBFP covers all undernourished learners severely wasted/wasted from Kinder to Grade 6 in all public elementary schools. The budget allocation for feeding per region/division for FY 2019 is attached to this Order.

III. Definition of Terms

Augmentation	The act of the constitutional officers authorized to use savings in their respective appropriations to cover a deficiency in any existing item of appropriation within their respective offices (DBM-NBC No.577 FY2019).
Last Mile Schools	Schools that are located in Geographically Isolated and Disadvantage Areas (GIDA), with the following indicators: less than four classrooms, with makeshift or nonstandard rooms, no electricity, no new construction projects in the last four years, with travel distance of more than one hour from the town center or difficulty in terrain, having multigrade classes/rooms, with less than five teachers, having a student population of less than 100 learners and with more than 75% Indigenous People learners (DM No. 59 s. 2019).
Savings	The portion or balance of any released appropriations which has not been obligated as a result of completion, final discontinuance, or abandonment of a P/A/P for which the appropriation is authorized. However, in the case of final discontinuance or abandonment, such discontinued or abandoned P/A/P cannot be proposed for funding in the next two (2) years, i.e., 2020 and 2021. Implementation of measures resulting in improved systems and efficiencies and, thus, enabled an agency to meet and deliver the required or planned targets, programs and services approved in the appropriation within their respective offices (DBM-NBC No.577 FY2019).
Severely Wasted (SW)	A very thin child whose Body Mass Index (BMI) for age is below -3 z-score line based on World Health Organization-Child Growth Standards (WHO-CGS).
Stunting	The children whose BMI is < -2 to -3 (moderate stunting) or < -3 (severe stunting) from the median.
Wasted (W)	A thin child whose BMI-for-age falls between -2 to -3 z-score line based on WHO-CGS.



IV. Policy Statement

The supplemental guidelines for FY 2019 and fund allocations per region/division is being issued to guide the schools in implementing the program this SY 2019-2020 and for the prompt release of funds to start the feeding activity by July.

The program primarily aims to contribute to the improvement of classroom attendance of target beneficiaries to more than 85% per annum, and encourage learners to go to school every day.

The program also aims to do the following:

- A. Provide feeding to learners, prioritizing the Severely Wasted and Wasted;
- B. Improve the nutritional status of the beneficiaries at the end of at least 120 feeding days;
- C. Ensure 100% deworming of target beneficiaries prior to the feeding activity;
- D. Conduct group daily hand washing and tooth brushing activities as stipulated in DepEd Order No. 10, s. 2016, to impart development of positive health-promoting values and behaviors;
- E. Promote health and nutrition information and awareness among target beneficiaries through the K to 12 Curriculum and its alternative modalities of education; and
- F. Encourage Gulayan sa Paaralan Program and backyard vegetable gardening to augment the feeding program and to complement the nutrition and poverty-reduction initiatives of the Government.

V. Procedure and Fund Availment/Release

- A. The FY 2019 General Appropriations Act (GAA) itemizes the allocation to be received by each Regional Office (RO) from the SBFP Fund. Per National Budget Circular (NBC) No. 577 (Guidelines on the Release of FY 2019 Funds), funds specifically appropriated to ROs or OUs of agencies shall be released directly to these ROs and OUs.

The Department of Education's Special Provision No. 20 (School Based Feeding Program) of the General Appropriations Act (GAA) of FY 2019 states that:

In the implementation of the School-Based Feeding Program (SBFP), ingredients for the provision of food commodities shall be sourced locally. Public schools, whenever applicable, shall endeavor to procure these ingredients from any of the following local sources:

1. *The school's vegetable garden established under the Gulayan sa Paaralan Program (GPP);*
2. *Home and communal gardens established by the families of SBFP beneficiaries; and*
3. *Local farmers especially those identified by the DSWD to be living in poverty under the National Household Targeting System for Poverty Reduction (NHTS-PR).*

The School Head shall lead the activities that promote the cultivation of vegetables in the school garden and community for the consumption of healthy foods. The Schools Division Office (SDO) shall plan and monitor the promotion and initiatives of the schools in conducting vegetable planting and the utilization for feeding the learners. The RO shall monitor the activities of the SDOs quarterly to ensure compliance to the provisions of the GAA.

The BLSS-SHD is expected to monitor the ROs and provide technical assistance in accordance to the provisions of the GAA.

- B. The DepEd Regional Office (DepEd RO) shall release funds to SDOs in tranches; the 1st tranche (50% of the allocation per SDO) shall be downloaded immediately to start the preparatory activities and start the feeding by June or July. The 2nd tranche (50%) shall be downloaded to the SDOs not later than October based on the actual beneficiaries from the Baseline Nutritional Status report of the current school year, to ensure continuity of feeding. (Total GAA allocation = 1st tranche + the 2nd tranche).
- C. The SDOs may explore granting cash advance for the program to other DepEd personnel such as Public Schools District Supervisors, Nurses, and School Feeding Coordinators in order to facilitate implementation subject to the Public Bonding Law and other pertinent rules and regulations on the release and use of cash advance.
- D. Feeding shall commence as soon as preparatory activities have been conducted and funds are received by the schools to complete the feeding cycle at the end of December 2019. Feeding activities shall start not later than 31 July 2019. Funds for the fiscal year shall be utilized within the year.
- E. The RO/SDO shall report to DepEd Central Office the excess funds not later than October 15 of the current fiscal year in order to monitor, allocate and utilize the funds to the fullest.

VI. Utilization of Available Balance from Program Funds

The remaining balance from Program Funds after implementation of the full cycle of the feeding program shall be used for the following purposes:

- A. The RO/SDO shall augment the feeding funds for additional beneficiaries (i.e. stunted learners, pupils at risk of dropping out), conduct feeding for all grade levels in all remote or far flung schools, mountainous schools, and schools in hard to reach areas and IP communities/last mile schools.
- B. Other remaining funds may also be used for SBFP-related activities such as orientation activities for field implementers, monitoring SBFP, GPP and other health and nutrition implementations of the programs/projects; purchase of weighing scale, microtoise, multivitamins/micronutrient supplements/iron folic, medical and dental supplies, funds/augmentation for hygiene kit. Other remaining funds may also augment the development/refurbishment of central kitchen.
- C. The use of remaining balance of funds shall be included in the Revised Work and Financial Plan (WFP) to be approved by the Regional Director (RD)/Schools Division Superintendent (SDS). Likewise, all regions shall submit a status report to the DepEd Central Office not later than October 15 of the current year. The use of SBFP remaining funds shall be in accordance with the provisions of Republic Act (RA) No. 9184, DepEd Order No. 39 s. 2017 and DepEd Order No. 15 s. 2018, and existing budgeting, accounting and auditing rules and regulations.

VII. Monitoring and Evaluation:

- A. All offices/implementing units shall comply with the policy on monitoring and evaluation and reporting requirements stipulated in DO No. 39 s. 2017, and submission of Budget and Financial Accountability Reports as prescribed in COA-DBM Joint Circular No. 2014-1 and DBM Circular Letter No. 2016-1,
- B. Compliance to the new Program Management Information System (PMIS) is required. Offices/implementing units shall use the tool to report the progress and implementation of the program. Other concerns not covered in the issued memorandum and guidelines shall be referred to Central Office Finance Service – Budget Division at (02) 637-6203 and/or Central Office Planning Service – Planning and Programming Division at (02) 633-7216. Other concerns regarding the PMIS shall be referred to the Planning Service (PPD-PS) at the DepEd Central

Office through telephone number (02) 633-7216 or email address po.ppd@deped.gov.ph.

VIII. Effectivity:

This Order shall take effect immediately upon issuance.

IX. References:

Republic Act No. 11037, Masustansyang Pagkain para sa Batang Pilipino Act.

DepEd Memorandum No. 59, s. 2019, Prioritizing the Development of the Last Mile Schools in 2020-2021: Reaching out and Closing the Gap


DBM – NBC No. 577, 2019, Guidelines on the Release of Funds for FY 2019

DepEd Order No. 15, s. 2018, Supplemental Guidelines on the Implementation of School-Based Feeding Program for Fiscal Year 2018

DepEd Order No. 39, s 2017, Operational Guidelines on the Implementation of School-Based Feeding Program for School Years 2017-2022

DepEd Order No. 13, s. 2017, Policy and Guidelines on Healthy Food and Beverage Choices in Schools and in DepEd Office.

DepEd Order No. 10, s. 2016, Policy and Guidelines for the Comprehensive Water, Sanitation and Hygiene in Schools Program.



SCHOOL-BASED FEEDING PROGRAM
FY 2019 Allocation per Region/Division

No.	Region / Division	Number of SBFP Schools	Number of Beneficiaries based on NS Baseline 2018	Budget (No. of Bens X P18 X 120 days)
	Region I	2,397	82,738	178,714,080.00
1	Alaminos City	37	1,758	3,797,280.00
2	Batac City	26	417	900,720.00
3	Candon City	28	878	1,896,480.00
4	Dagupan City	34	3,500	7,560,000.00
5	Ilocos Norte	318	4,786	10,337,760.00
6	Ilocos Sur	450	5,196	11,223,360.00
7	La Union	311	8,740	18,878,400.00
8	Laoag City	34	1,747	3,773,520.00
9	Pangasinan I, Lingayen	549	26,159	56,503,440.00
10	Pangasinan II, Binalonan	463	22,361	48,299,760.00
11	San Carlos City	58	3,858	8,333,280.00
12	San Fernando City	26	1,262	2,725,920.00
13	Urdaneta City	45	1,666	3,598,560.00
14	Vigan City	18	410	885,600.00
14				
	Region II	1,660	42,094	90,923,040.00
1	Batanes	14	77	166,320.00
2	Cagayan	374	11,354	24,524,640.00
3	Cauayan City	39	1,801	3,890,160.00
4	City of Ilagan	83	1,769	3,821,040.00
5	Isabela	699	18,997	41,033,520.00
6	Nueva Vizcaya	219	3,281	7,086,960.00
7	Quirino	173	1,545	3,337,200.00
8	Santiago City	32	1,936	4,181,760.00
9	Tuguegarao City	27	1,334	2,881,440.00
9				
	Region III	2,831	153,268	331,058,880.00
1	Angeles City	43	7,705	16,642,800.00
2	Aurora	125	2,519	5,441,040.00
3	Balanga City	168	797	1,721,520.00
4	Bataan	18	10,759	23,239,440.00
5	Bulacan	299	13,238	28,594,080.00
6	Cabanatuan City	53	5,034	10,873,440.00
7	Gapan City	33	1,576	3,404,160.00
8	Mabalacat City	36	5,049	10,905,840.00

No.	Region / Division	Number of SBFP Schools	Number of Beneficiaries based on NS Baseline 2018	Budget (No. of Bens X P18 X 120 days)
9	Malolos City	34	2,269	4,901,040.00
10	Meycauayan City	25	1,624	3,507,840.00
11	Munoz Science City	34	1,480	3,196,800.00
12	Nueva Ecija	612	16,446	35,523,360.00
13	Olongapo City	28	3,119	6,737,040.00
14	Pampanga	437	22,790	49,226,400.00
15	San Fernando City	38	5,133	11,087,280.00
16	San Jose City	48	2,600	5,616,000.00
17	San Jose del Monte City	34	10,852	23,440,320.00
18	Tarlac	426	19,348	41,791,680.00
19	Tarlac City	88	7,698	16,627,680.00
20	Zambales	252	13,232	28,581,120.00
20				
	Region IV-A	2,735	254,979	550,754,640.00
1	Antipolo City	42	18,144	39,191,040.00
2	Bacoor City	27	6,636	14,333,760.00
3	Batangas	606	32,604	70,424,640.00
4	Batangas City	82	3,892	8,406,720.00
5	Binan City	26	5,534	11,953,440.00
6	Calamba City	50	5,269	11,381,040.00
7	Cavite	282	34,251	73,982,160.00
8	Cavite City	12	2,185	4,719,600.00
9	Dasmaringas City	28	8,631	18,642,960.00
10	Imus City	26	2,777	5,998,320.00
11	Laguna	284	25,402	54,868,320.00
12	Lipa City	67	5,658	12,221,280.00
13	Lucena City	44	6,640	14,342,400.00
14	Quezon	772	35,424	76,515,840.00
15	Rizal	211	44,004	95,048,640.00
16	San Pablo City	64	5,986	12,929,760.00
17	Sta. Rosa City	18	4,665	10,076,400.00
18	Tanauan City	44	2,641	5,704,560.00
19	Tayabas City	32	1,486	3,209,760.00
20	Cabuyao	18	3,150	6,804,000.00
21	Gen. Trias		0	0.00
21				
	Region IV-B	1,872	85,320	184,291,200.00
1	Calapan City	49	2,036	4,397,760.00
2	Marinduque	183	3,720	8,035,200.00

No.	Region / Division	Number of SBFP Schools	Number of Beneficiaries based on NS Baseline 2018	Budget (No. of Bens X P18 X 120 days)
3	Occidental Mindoro	296	19,288	41,662,080.00
4	Oriental Mindoro	421	21,973	47,461,680.00
5	Palawan	632	27,257	58,875,120.00
6	Puerto Princesa City	75	6,267	13,536,720.00
7	Romblon	216	4,779	10,322,640.00
7				
	Region V	3,126	185,095	399,805,200.00
1	Albay	465	33,964	73,362,240.00
2	Camarines Norte	253	19,011	41,063,760.00
3	Camarines Sur	845	44,403	95,910,480.00
4	Catanduanes	234	14,817	32,004,720.00
5	Iriga City	40	3,277	7,078,320.00
6	Legaspi City	40	5,278	11,400,480.00
7	Ligao City	55	4,185	9,039,600.00
8	Masbate	575	26,577	57,406,320.00
9	Masbate City	34	1,769	3,821,040.00
10	Naga City	29	3,663	7,912,080.00
11	Sorsogon	450	16,494	35,627,040.00
12	Sorsogon City	67	3,932	8,493,120.00
13	Tabaco City	39	7,725	16,686,000.00
13				
	Region VI	3,407	164,904	356,192,640.00
1	Aklan	322	13,203	28,518,480.00
2	Antique	480	12,962	27,997,920.00
3	Capiz	418	18,537	40,039,920.00
4	Guimaras	97	1,810	3,909,600.00
5	Iloilo	989	35,509	76,699,440.00
6	Iloilo City	55	6,349	13,713,840.00
7	Passi City	38	1,027	2,218,320.00
8	Roxas City	40	3,093	6,680,880.00
9	Bacolod City	46	9,070	19,591,200.00
10	Bago City	36	3,358	7,253,280.00
11	Cadiz City	50	3,519	7,601,040.00
12	Escalante City	27	2,154	4,652,640.00
13	Kabankalan City	68	5,548	11,983,680.00
14	La Carlota City	23	1,267	2,736,720.00
15	Negros Occidental	500	34,029	73,502,640.00
16	Sagay City	52	2,362	5,101,920.00
17	San Carlos City	55	2,976	6,428,160.00
18	Silay City	32	2,356	5,088,960.00

No.	Region / Division	Number of SBFP Schools	Number of Beneficiaries based on NS Baseline 2018	Budget (No. of Bens X P18 X 120 days)
19	Himamaylan	44	3,699	7,989,840.00
20	Sipalay	35	2,076	4,484,160.00
20				
	Region VII	2,941	120,984	261,325,440.00
1	Bogo City	23	2,114	4,566,240.00
2	Bohol	933	16,893	36,488,880.00
3	Carcar City	33	1,788	3,862,080.00
4	Cebu	892	33,081	71,454,960.00
5	Cebu City	69	14,413	31,132,080.00
6	City of Naga, Cebu	50	2,463	5,320,080.00
7	Danao City	44	3,676	7,940,160.00
8	Lapu-Lapu City	44	5,512	11,905,920.00
9	Mandaue City	27	4,326	9,344,160.00
10	Siquijor	26	1,132	2,445,120.00
11	Tagbilaran City	64	1,020	2,203,200.00
12	Toledo City	24	2,106	4,548,960.00
13	Bais City	41	1,667	3,600,720.00
14	Bayawan City	68	2,760	5,961,600.00
15	Dumaguete City	18	1,158	2,501,280.00
16	Guihulngan City	76	2,850	6,156,000.00
17	Negros Oriental	423	17,964	38,802,240.00
18	Tanjay City	69	2,147	4,637,520.00
19	Talisay City	17	3,914	8,454,240.00
19				
	Region VIII	3,640	94,071	203,193,360.00
1	Baybay City	70	2,275	4,914,000.00
2	Biliran	125	3,158	6,821,280.00
3	Borongan City	51	978	2,112,480.00
4	Calbayog City	156	4,648	10,039,680.00
5	Catbalogan City	50	2,493	5,384,880.00
6	Eastern Samar	417	5,166	11,158,560.00
7	Leyte	1,107	35,809	77,347,440.00
8	Maasin City	62	596	1,287,360.00
9	Northern Samar	520	14,860	32,097,600.00
10	Ormoc City	83	4,574	9,879,840.00
11	Samar (Western Samar)	660	13,960	30,153,600.00
12	Southern Leyte	296	2,371	5,121,360.00
13	Tacloban City	43	3,183	6,875,280.00
13				

No.	Region / Division	Number of SBFP Schools	Number of Beneficiaries based on NS Baseline 2018	Budget (No. of Bens X P18 X 120 days)
	Region IX	2,119	66,607	143,871,120.00
1	Dapitan City	49	1,606	3,468,960.00
2	Dipolog City	38	2,093	4,520,880.00
3	Isabela City	52	2,867	6,192,720.00
4	Pagadian City	60	3,745	8,089,200.00
5	Zamboanga City	176	19,252	41,584,320.00
6	Zamboanga del Norte	646	6,145	13,273,200.00
7	Zamboanga del Sur	675	17,212	37,177,920.00
8	Zamboanga Sibugay	423	13,687	29,563,920.00
8				
	Region X	2,069	118,577	256,126,320.00
1	Bukidnon	547	44,002	95,044,320.00
2	Cagayan de Oro City	32	12,066	26,062,560.00
3	Camiguin	55	877	1,894,320.00
4	El Salvador	15	716	1,546,560.00
5	Gingoog City	74	2,620	5,659,200.00
6	Iligan City	83	7,691	16,612,560.00
7	Lanao del Norte	331	22,158	47,861,280.00
8	Malaybalay City	64	1,321	2,853,360.00
9	Misamis Occidental	313	5,499	11,877,840.00
10	Misamis Oriental	351	15,006	32,412,960.00
11	Oroquieta City	44	1,241	2,680,560.00
12	Ozamis City	49	1,298	2,803,680.00
13	Tangub City	55	1,782	3,849,120.00
14	Valencia City	56	2,300	4,968,000.00
14				
	Region XI	1,836	79,977	172,750,320.00
1	Compostela Valley	325	7,742	16,722,720.00
2	Davao City	284	32,172	69,491,520.00
3	Davao del Norte	198	7,104	15,344,640.00
4	Davao del Sur	387	7,760	16,761,600.00
5	Davao Oriental	168	5,832	12,597,120.00
6	Digos City	36	3,033	6,551,280.00
7	Island Garden City of Samal	51	1,419	3,065,040.00
8	Mati City	147	3,970	8,575,200.00
9	Panabo City	45	2,157	4,659,120.00
10	Tagum City	29	2,641	5,704,560.00
11	Davao Occidental	166	6,147	13,277,520.00
11				

No.	Region / Division	Number of SBFP Schools	Number of Beneficiaries based on NS Baseline 2018	Budget (No. of Bens X P18 X 120 days)
	Region XII	1,301	94,485	204,087,600.00
1	Cotabato City	28	3,407	7,359,120.00
2	General Santos City	70	13,307	28,743,120.00
3	Kidapawan City	29	3,446	7,443,360.00
4	Koronadal City	18	3,894	8,411,040.00
5	N. Cotabato (Prov.)	375	23,259	50,239,440.00
6	Sarangani	182	15,900	34,344,000.00
7	South Cotabato	288	14,969	32,333,040.00
8	Sultan Kudarat	293	13,875	29,970,000.00
9	Tacurong City	18	2,428	5,244,480.00
9				
	CARAGA	1,072	58,336	126,005,760.00
1	Agusan del Norte	155	8,299	17,925,840.00
2	Agusan del Sur	207	14,357	31,011,120.00
3	Bayugan City	51	970	2,095,200.00
4	Bislig City	48	1,128	2,436,480.00
5	Butuan City	85	7,366	15,910,560.00
6	Cabadbaran City	23	1,749	3,777,840.00
7	Dinagat Island	76	2,176	4,700,160.00
8	Siargao	65	3,253	7,026,480.00
9	Surigao City	26	1,833	3,959,280.00
10	Surigao del Norte	126	4,683	10,115,280.00
11	Surigao del Sur	199	11,555	24,958,800.00
12	Tandag City	11	967	2,088,720.00
12				
	CAR	1,530	12,442	26,874,720.00
1	Abra	277	4,334	9,361,440.00
2	Apayao	167	1,642	3,546,720.00
3	Baguio City	45	749	1,617,840.00
4	Benguet	368	905	1,954,800.00
5	Ifugao	227	1,025	2,214,000.00
6	Kalinga	160	1,257	2,715,120.00
7	Mt. Province	201	743	1,604,880.00
8	Tabuk City	85	1,787	3,859,920.00
8				
	NCR	522	161,120	348,019,200.00
1	Caloocan City	54	26,712	57,697,920.00
2	City of San Juan	8	714	1,542,240.00
3	Las Piñas City	22	7,305	15,778,800.00
4	Makati City	27	1,863	4,024,080.00

No.	Region / Division	Number of SBFP Schools	Number of Beneficiaries based on NS Baseline 2018	Budget (No. of Bens X P18 X 120 days)
5	Malabon City	28	5,962	12,877,920.00
6	Mandaluyong City	18	720	1,555,200.00
7	Manila	72	26,353	56,922,480.00
8	Marikina City	17	7,147	15,437,520.00
9	Muntinlupa City	20	5,894	12,731,040.00
10	Navotas	15	5,128	11,076,480.00
11	Paranaque City	26	6,362	13,741,920.00
12	Pasay City	22	3,663	7,912,080.00
13	Pasig City	28	6,282	13,569,120.00
14	Quezon City	96	38,049	82,185,840.00
15	Taguig Pateros	30	14,932	32,253,120.00
16	Valenzuela City	39	4,034	8,713,440.00
16				
	ARMM	726	61,796	133,479,360.00
1	Basilan	62	6,535	14,115,600.00
2	Lamitan City	33	4,187	9,043,920.00
3	Lanao del Sur I	85	7,025	15,174,000.00
4	Lanao del Sur II	126	9,385	20,271,600.00
5	Maguindanao I	168	12,433	26,855,280.00
6	Maguindanao II	120	9,791	21,148,560.00
7	Marawi City	14	1,451	3,134,160.00
8	Sulu	62	5,756	12,432,960.00
9	Tawi-Tawi	56	5,233	11,303,280.00
9				
223	Grand Total	35,784	1,836,793	3,967,472,880.00

*Nutritional Status Data from Regional Reports (Baseline NS 2018-19)